



www.migvapor.com



User manual

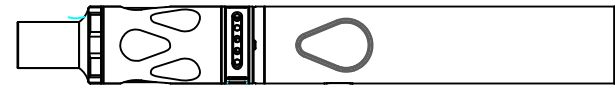
MINION User Manual

Thank you for choosing Migvapor Tech! Please read this manual carefully before usage. For any additional information or questions about the products, please contact us or visit our website at www.migvapor.com.

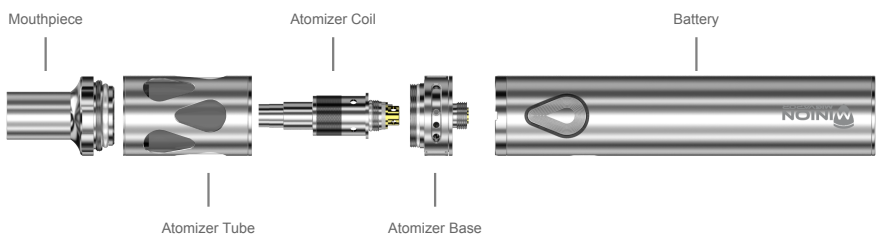
Product Introduction

Exquisitely crafted MINION, a constant voltage output kit, is keep working at 3.5V when battery voltage is more than 3.5V. When battery voltage is lower than 3.5V, it works at full output power.

Standard Configuration	1*Gift Box	1*USB Cable
	1*MINION Battery Tube	1*Manual and Warranty Card
	1*MINION Atomizer	
	2*Atomizer Coil	




Battery Capacity: 3000mAh
 Size: 20*157 mm
 Weight: 140g
 Minimum Resistance: 0.2Ω
 Maximum Wattage: 60W

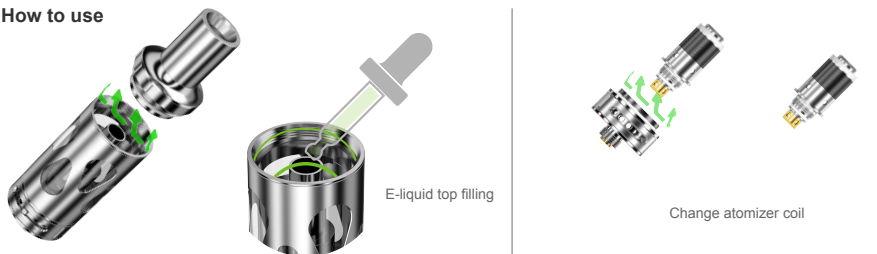


Atomizer:

- E-liquid capacity: 3.0ml
Thread type: 510
E-liquid filling: Inject e-liquid from bottom
Connection: Gold-plated brass electrode
- 1* Mouthpiece (stainless steel)
- 2 atomizer coils are included in MINION kit:
0.5ohm coil *2

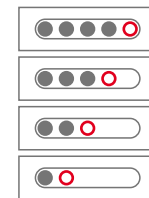



How to use



Atomizer:

- E-liquid capacity: 3.0ml
Thread type: 510
E-liquid filling: Inject e-liquid from bottom
Connection: Gold-plated brass electrode
- 1* Mouthpiece (stainless steel)
- 2 atomizer coils are included in MINION kit:
0.5ohm coil *2



Four holes for different airflow control. Rotate it to adjust airflow.

Battery:

- Over charging protection: Stop charging automatically when it is fully charged.
- Short circuit protection: Whenever the short circuit occurs, the red light flashes for 3 times and then auto sleep.
- Low voltage protection: When the battery voltage is less than 3.0V while working or less than 3.3V before working, the indicator (red) flashes 3 times and auto sleep.
- Low resistance protection: When MINION coil resistance is less than 0.2ohm while working, the indicator (red) flashes for 3 time and auto sleep.
- Anti-overheating protection: When pressing the button over 10 seconds, the indicator (red) flashes for 3 time and auto sleep.
- Safety protection: Explosion-proof hole at the bottom of battery tube.

Battery level indication



Green 100%
 Blue 60%
 Red 20%

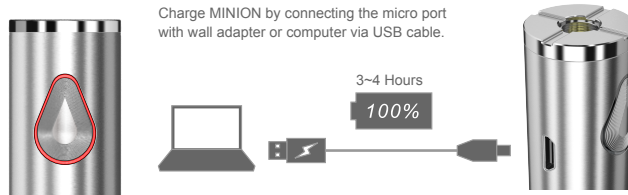
How to use

Power on/off: Press the power button 5 times continuously in 2 seconds to be ON/OFF. When MINION is ready to use, the indication will flash green, blue and red lights continuously. In the same way, MINION will flash green, blue and red lights continuously when power off.

Vaping: Screw the atomizer with the battery together, power on, then press the power button and inhale. When inhaling over 10 seconds one time, the red indicator will flash 3 times and then auto sleep.

Charging:

Led indicator display: The red indicator will flash 5 times when plug and unplug the charger. Indicator will keep flashing red light during charging. When fully charged, the indicator will turn green.



Precautions:

- MINION is not suitable for the people under 18 years old. Please keep away from it if you have heart diseases, high blood pressure, trismania or you are in pregnancy and lactation.
- Please check the material with the packing list when you open the gift box.
- Please kindly power off MINION without vaping for a long time.
- MINION should be operated in dry conditions between temperatures of 10°F (-12°C) to 140°F (60°C) and charged between 32°F (0°C) to 113°F (45°C).
- MINION is designed with authentic Migvapor Tech components, you'd better to choose our own accessories to adapt for it. If you need to replace the atomizer and battery by other brand name, please choose according to the parameter of our specification.

Note:

- Do not fill the e-liquid into the central hole.
- Atomizer head must not be "Dry Burn", user need to let the atomizer stand for 30 seconds and ensure the atomizer head absorbed with e-liquid before working.
- Do not fill the atomizer over 2.4ml. When the liquid level is below 0.5ml, the tank should be refilled to avoid "Dry Burn"
- If you experience a burning taste of first couple of puffs, it's because the liquid has not absorbed into the cotton. Give the liquid time to be absorbed and try again.

Warranty:

Warranty is 3 months. We are not responsible for any damages caused by human error. Please keep Migvapor warranty card properly, thank you!

For more information about Migvapor products, technical support and customer service, please visit our website at www.migvapor.com



Warranty Card

Warranty Terms

Migvapor agrees to provide repair under warranty pursuant to the following terms and conditions:

- This warranty provides repair free of charge for defective Migvapor brand products. Warranty period is 60 days from date of purchase.
- This warranty may be void as a result if any of the following conditions:
*Customer does not provide warranty card and original receipt of purchase.
*Products failure or damage is caused due to improper operation or unauthorized maintenance and repair.
- This warranty does not cover personal item or consumable goods and attachments, including but not limited to: mouthpiece, atomizer head and atomizer coil.
- This warranty does not cover any non-Migvapor brand products. This warranty is only valid for eligible Migvapor brand products during the warranty period of 60 days after date of purchase as indicated on proof of purchase.

Migvapor reserves the right of final decision in all warranty cases. Migvapor may interpret and revise the content of this warranty terms.

